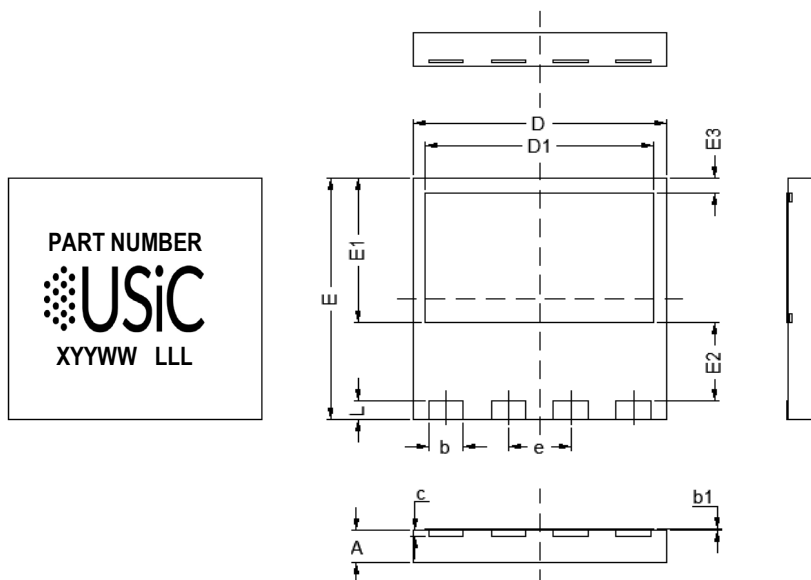


PACKAGE OUTLINE



| SYM | INCHES | | MILLIMETERS | |
|-----|------------|-------|-------------|-------|
| | MIN | MAX | MIN | MAX |
| A | 0.035 | 0.043 | 0.900 | 1.100 |
| b | 0.035 | 0.043 | 0.900 | 1.100 |
| b1 | 0.000 | 0.002 | 0.000 | 0.050 |
| c | 0.010 REF | | 0.254 REF | |
| D | 0.311 | 0.319 | 7.90 | 8.10 |
| D1 | 0.280 | 0.287 | 7.10 | 7.30 |
| E | 0.311 | 0.319 | 7.90 | 8.10 |
| E1 | 0.183 | 0.191 | 4.65 | 4.85 |
| E2 | 0.104 | 0.112 | 2.65 | 2.85 |
| E3 | 0.012 | 0.020 | 0.30 | 0.50 |
| e | 0.0787 BSC | | 2.0 BSC | |
| L | 0.016 | 0.024 | 0.4 | 0.6 |

PART MARKING

PART NUMBER



XYYYWW LLL

PART NUMBER = REFER TO
DS_PN DECODER FOR
DETAILS

X = ASSEMBLY SITE

YY = YEAR

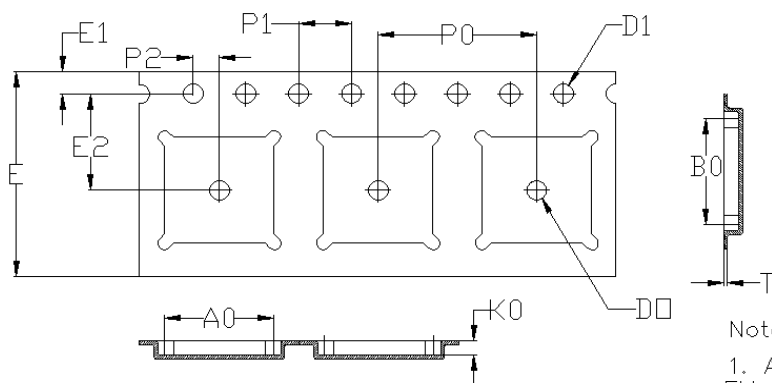
WW = WORK WEEK

PACKING TYPE

ANTI-STATIC TAPE & REEL (T&R)

QUANTITY/REEL : 2500 UNITS

CARRIER TAPE DRAWING



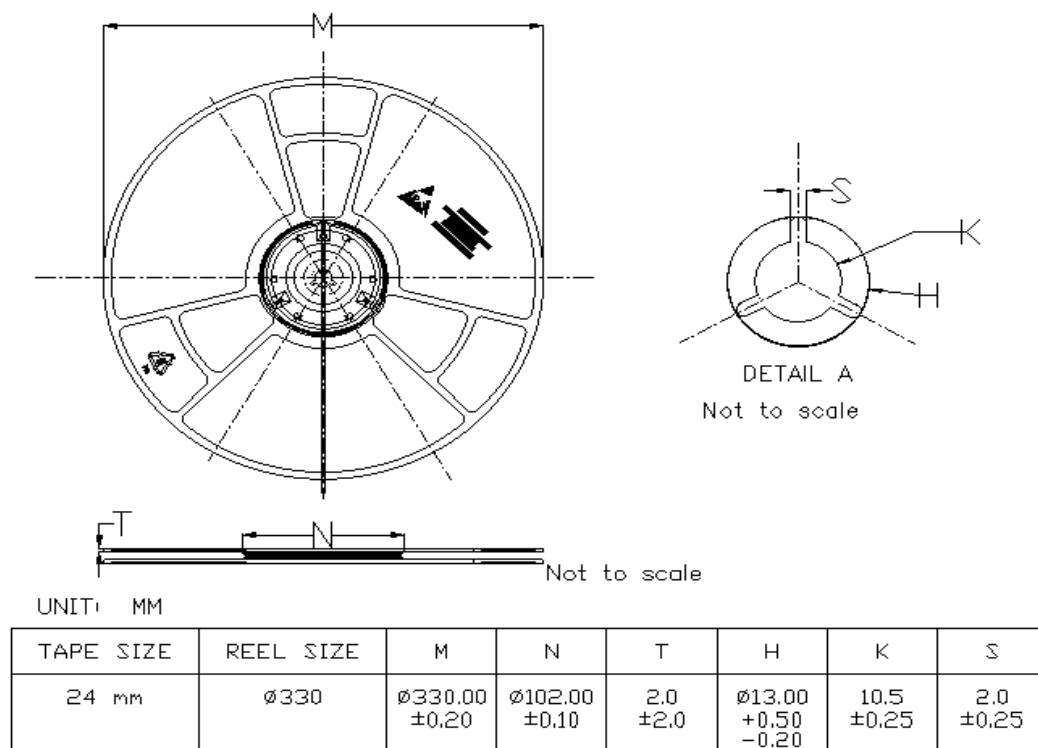
Notes:

1. All dimensions meet
EIA-481-D requirements.

UNIT: MM

| PACKAGE | A0 | B0 | K0 | D0 | D1 | E | E1 | E2 | P0 | P1 | P2 | T |
|--------------------|---------------|---------------|---------------|---------------|--------------------|----------------|---------------|---------------|----------------|---------------|---------------|---------------|
| DFN 8X8 (24 mm) | 8.30 ±0.10 | 8.30 ±0.10 | 1.15 ±0.10 | 1.50 ±0.10 | 1.50 +0.1 -0 | 24.00 ±0.30 | 1.75 ±0.10 | 7.50 ±0.10 | 12.00 ±0.10 | 4.00 ±0.10 | 2.00 ±0.10 | 0.30 ±0.05 |

REEL DRAWING



DISCLAIMER

United Silicon Carbide, Inc. reserves the right to change or modify any of the products and their inherent physical and technical specifications without prior notice. United Silicon Carbide, Inc. assumes no responsibility or liability for any errors or inaccuracies within.

Information on all products and contained herein is intended for description only. No license, express or implied, to any intellectual property rights is granted within this document.

United Silicon Carbide, Inc. assumes no liability whatsoever relating to the choice, selection or use of the United Silicon Carbide, Inc. products and services described herein.



DFN 8X8-4L PACKAGE OUTLINE, PART MARKING , AND TAPE AND REEL SPECIFICATIONS

Revision History

| Rev. # | ECO# | Revision Date | Author | Comments (Note changes) |
|--------|------|---------------|------------------|--------------------------------------------------------------------------------|
| B | 700 | 2/16/2021 | Deborah Sumaoang | Rev A to Rev B, change the c- symbol detail from 0.203 to 0.254mm |