

# QPL9547 – 0.6-0.85GHz Reference Design

## Product Overview

---

The QPL9547 is a high-linearity, ultra-low noise amplifier in a small 2 x 2 mm surface-mount package. At 1.9 GHz, the amplifier typically provides 19.5 dB gain, +39 dBm OIP3 at a 65 mA bias setting, and 0.3 dB noise figure. The LNA can be biased from a single positive supply ranging from 3.3 to 5 volts. The device is housed in a green/RoHS-compliant industry-standard 2x2 mm package.

The QPL9547 is bias adjustable and requires minimal external components to operate. It also has a power down control capability integrated into the die for TDD applications

## Referenced Documents

The reference documents below take precedence over the contents of this application note and should always be consulted for the latest information.

QPL9547Data Sheet.

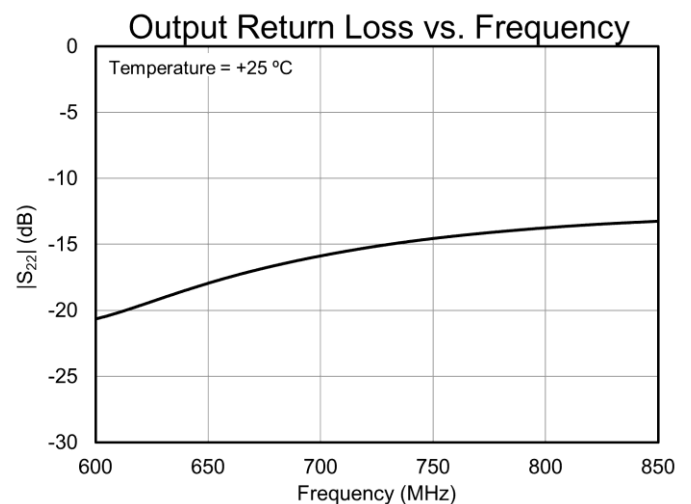
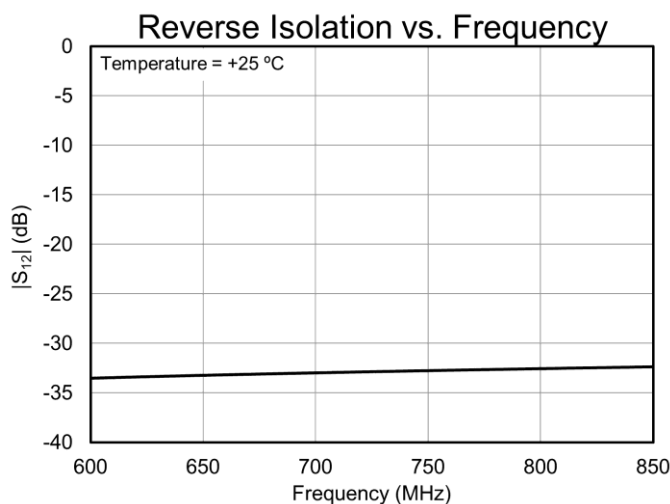
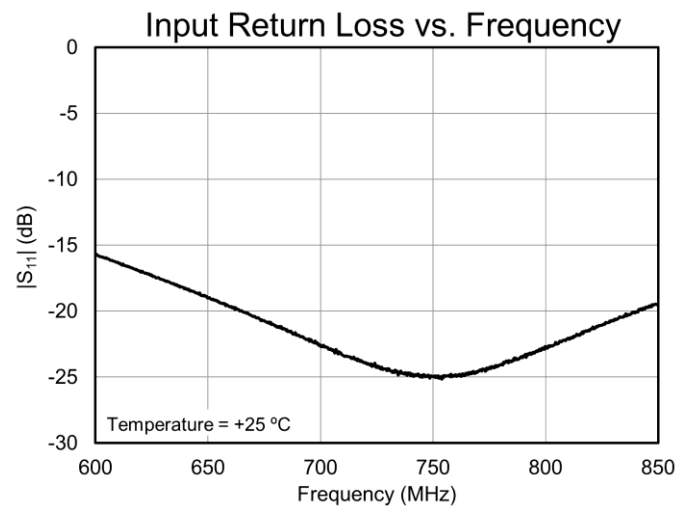
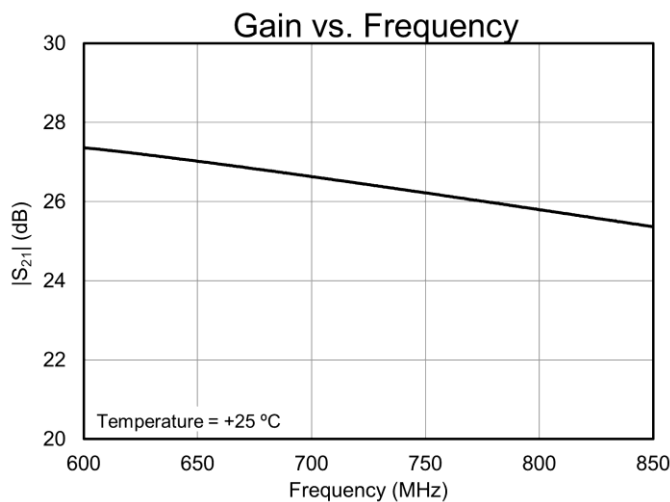
## APPLICATION NOTE: QPL9547 – 0.6-0.85GHz Reference Design

## Application Electrical Performance

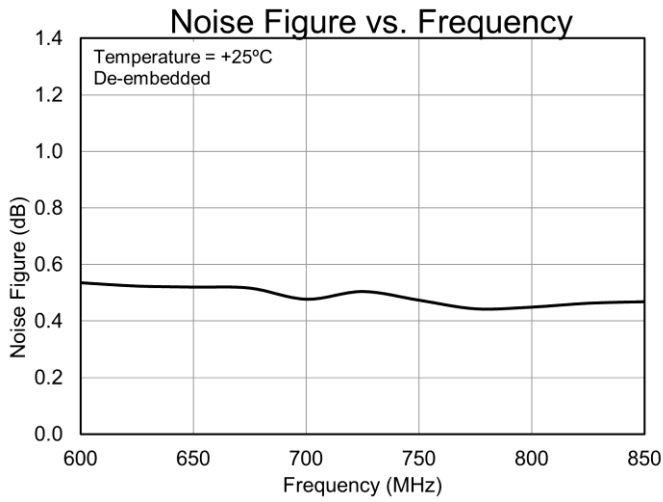
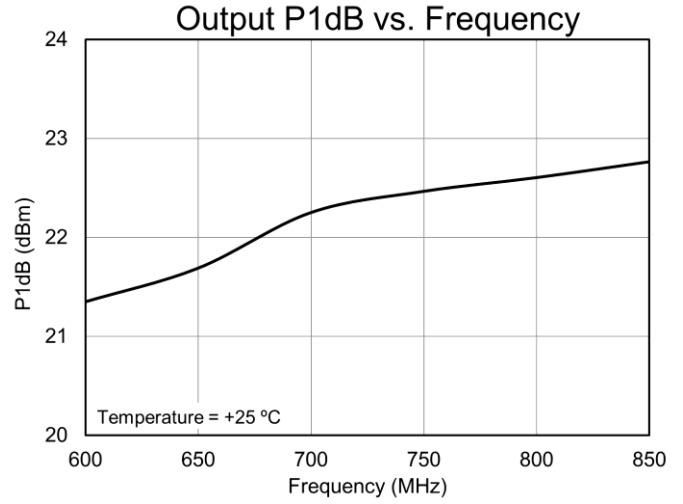
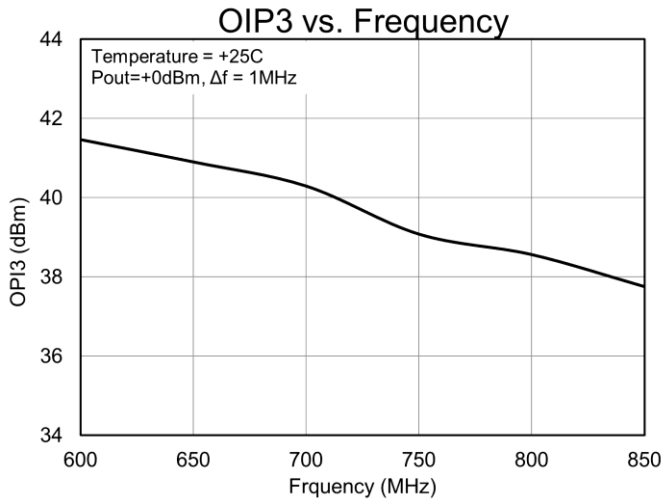
Qorvo Field and Factory Applications Engineers are available to provide technical assistance for determining appropriate matching networks for a particular application.

Parameter	Conditions	Typical Value			Units
		600	750	850	
Frequency		600	750	850	MHz
Gain		27.4	26.2	25.4	dB
Input Return Loss		15.8	25.0	19.5	dB
Output Return Loss		20.6	14.6	13.3	dB
Noise Figure	EVB Trace Loss De-embedded	0.53	0.47	0.47	dB
Output P1dB		21.3	22.5	22.8	dBm
OIP3	Pout = +0dBm/tone, Δf = 1 MHz	41.5	39.1	37.8	dBm
Device Current, I <sub>DD</sub>	On state	65			mA
	Off state (Power down)	4.3			mA

Test conditions unless otherwise noted: V<sub>DD</sub> = +5V, Temp = +25 °C, 50 Ω system.



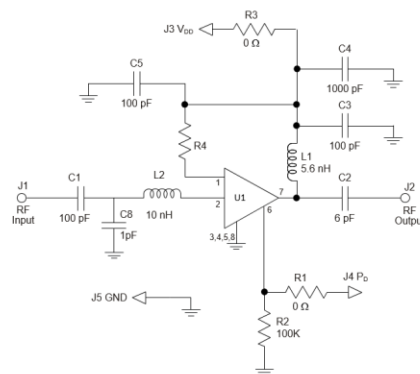
APPLICATION NOTE: QPL9547 – 0.6-0.85GHz Reference Design



APPLICATION NOTE: QPL9547 – 0.6-0.85GHz Reference Design

## Evaluation Board Information

### Evaluation Board and Schematic



#### Notes:

1. See Evaluation Board PCB Information section for material and stack-up.
2. All components are of 0402 size unless stated on the schematic.
3. Distance from right edge of L2 to left edge of U1 is 20mils.
4. Distance from left edge of C2 to right edge of U1 is 180mils.
5. C8 is as close as possible to L2.
6. R4 = 3.32KOhm

APPLICATION NOTE: QPL9547 – 0.6-0.85GHz Reference Design

## Evaluation Board – Bill of Material

Reference Des.	Value	Description	Manuf.	Part Number
n/a	n/a	Printed Circuit Board		
U1	n/a	Ultra Low Noise QPL9547 LNA	Qorvo	QPL9547
R4	3.32K	RES, 1%, 1/10W, 0402	various	
R2	100K	RES, 1%, 1/10W, 0402	various	
R1, R3	0 $\Omega$	RES, 1/10W, 0402	various	
C1	100 pF	CAP, $\pm 0.1$ pF, 50V, COG, 0402	various	
C2	6 pF	CAP, $\pm 0.1$ pF, 50V, COG, 0402	various	
C3, C5	100 pF	CAP, 5%, 50V, NPO/COG, 0402	various	
C4	1000 pF	CAP, 10%, 10V, X5R, 0402	various	
C8	1 pF	CAP, $\pm 0.05$ pF, 50V, HI-Q, 0402	various	
L1	5.6nH	IND, 5%, WW, 0603	Coilcraft	0603CS-18NXJRU
L2	10 nH	IND, 5%, WW, 0402	various	

APPLICATION NOTE: QPL9547 – 0.6-0.85GHz Reference Design

## Additional Information

For information on ESD, Soldering Profiles, Packaging Standards, Handling and Assembly, please contact Qorvo for general guidelines.

## Contact Information

For the latest specifications, additional product information, worldwide sales and distribution locations:

**Web:** [www.qorvo.com](http://www.qorvo.com)

**Tel:** 1-844-890-8163

**Email:** [customer.support@qorvo.com](mailto:customer.support@qorvo.com)

## Important Notice

The information contained in this Data Sheet and any associated documents (“Data Sheet Information”) is believed to be reliable; however, Qorvo makes no warranties regarding the Data Sheet Information and assumes no responsibility or liability whatsoever for the use of said information. All Data Sheet Information is subject to change without notice. Customers should obtain and verify the latest relevant Data Sheet Information before placing orders for Qorvo® products. Data Sheet Information or the use thereof does not grant, explicitly, implicitly or otherwise any rights or licenses to any third party with respect to patents or any other intellectual property whether with regard to such Data Sheet Information itself or anything described by such information.

DATA SHEET INFORMATION DOES NOT CONSTITUTE A WARRANTY WITH RESPECT TO THE PRODUCTS DESCRIBED HEREIN, AND QORVO HEREBY DISCLAIMS ANY AND ALL WARRANTIES WITH RESPECT TO SUCH PRODUCTS WHETHER EXPRESS OR IMPLIED BY LAW, COURSE OF DEALING, COURSE OF PERFORMANCE, USAGE OF TRADE OR OTHERWISE, INCLUDING THE IMPLIED WARRANTIES OF MERCHANTABILITY AND FITNESS FOR A PARTICULAR PURPOSE. Without limiting the generality of the foregoing, Qorvo® products are not warranted or authorized for use as critical components in medical, life-saving, or life-sustaining applications, or other applications where a failure would reasonably be expected to cause severe personal injury or death. Applications described in the Data Sheet Information are for illustrative purposes only. Customers are responsible for validating that a particular product described in the Data Sheet Information is suitable for use in a particular application.

© 2026 Qorvo US, Inc. All rights reserved. This document is subject to copyright laws in various jurisdictions worldwide and may not be reproduced or distributed, in whole or in part, without the express written consent of Qorvo US, Inc. | QORVO® is a registered trademark of Qorvo US, Inc.